

VICTOR®

WE LISTENED.
WE DELIVERED.

NEW EDGE SERIES REGULATORS & OUTFITS

Victor Introduces the Newest Addition to the
EDGE Series: The EHP3 High Pressure Regulator.

EDGE Regulators Now Include These Models

- ▶ EHP3 High Pressure Series
- ▶ ESS4 High Capacity
- ▶ ESS3 Medium Capacity
- ▶ ELC4 Liquid Cylinder
- ▶ ESL4 Pipeline—Line
- ▶ EST4 Pipeline—Station
- ▶ ESS7 High Flow



VictorEquip.com



Journeyman®

- ESS4 Series Regulators
- H 315FC Torch Handle with Built-in Flashback Arrestors & Check Valves
- CA 2460 Cutting Attachment
- W Welding Nozzles, Sizes: 1, 3, 5
- MFA Heating Nozzle, Size: 8
- 1-1-101 Cutting Tip
- T-grade Hose 20' x 1/4" (6.1 m x 6.4 mm)
- Striker and Tip Cleaner
- Soft-sided Shade 5 Goggles



Journeyman II

This heavy duty outfit cuts up to 3/4" (19.1 mm) or 8" (203.2 mm) with optional tips. It welds up to 1/8" (3.2 mm) or 3" (76.2 mm) with optional nozzles.

- ESS4 Series Regulators
- 315FC Torch Handle with Built-in Flashback Arrestors & Check Valves
- CA 2460 Cutting Attachment
- W Welding Nozzle, Size: 2
- 1-1-101 Cutting Tip
- T-grade Hose 20' x 1/4" (6.1 m x 6.4 mm)
- Striker and Tip Cleaner
- Soft-sided Shade 5 Goggles



Contender®

This heavy duty outfit cuts up to 3/4" (19.1 mm) or 8" (203.2 mm) with optional tips. It welds up to 3" (76.2 mm) with optional nozzles.

- ESS3 Series Regulators
- 315FC Torch Handle with Built-in Flashback Arrestors & Check Valves
- CA 2460 Cutting Attachment
- MFA Heating Nozzle, Size: 6
- 1-1-101 Cutting Tip
- T-grade Hose 20' x 1/4" (6.1 m x 6.4 mm)
- Striker



Contender AF

This heavy duty outfit is capable of cutting up to 8" (203.2 mm) with the appropriate cutting tip.

- ESS3 Series Regulators
- 315FC Torch Handle with Built-in Flashback Arrestors & Check Valves
- CA 2460 Cutting Attachment
- Type 55 Heating Nozzle, Size: 8
- 1-1-GPN Cutting Tip
- T-grade Hose 20' x 1/4" (6.1 m x 6.4 mm)
- Striker



Performer®

This medium duty outfit cuts up to 1/2" (12.7 mm) or 6" (152.4 mm) with optional tips. It welds up to 1/4" (6.4 mm) or 1.25" (31.8 mm) with optional nozzles.

- ESS3 Series Regulators
- 100FC Torch Handle with Built-in Flashback Arrestors & Check Valves
- CA 1350 Cutting Attachment
- W-1 Welding Nozzle, Size: 0
- MFA-1 Heating Nozzle, Size: 4
- 0-3-101 Cutting Tip
- T-grade Hose 12.5' x 3/16" (3.8 m x 4.8 mm)
- Striker and Tip Cleaner
- Soft-sided Shade 5 Goggles



Cutter® Select ST 2600FC

This heavy duty outfit is capable of cutting up to 8" (203.2 mm) with the appropriate cutting tip.

- ESS4 Series Regulators
- ST 2600FC Cutting Torch with Built-in Flashback Arrestors & Check Valves



Ordering Information

Part No.	Description	Torch Handle	Cutting Attachment	Welding Nozzle	Cutting Tip	Heating Nozzle	Oxygen Regulator	Fuel Gas Regulator
0384-2035	Journeyman – EDGE Series	H 315FC	CA 2460	(W) 1,3,5	1-1-101	8-MFA	ESS4-125-540	ESS4-15-300
0384-2036	Journeyman – EDGE Series	H 315FC	CA 2460	(W) 1,3,5	1-1-101	8-MFA	ESS4-125-540	ESS4-15-510
0385-0530	Journeyman – EDGE Series	H 315FC	CA 2460	(W) 1,3,5	1-1-101	8-MFA	ESS4-125-992	ESS4-15-993
0384-2040	Journeyman II – EDGE Series	315FC	CA 2460	(W) 2	1-1-101	-	ESS4-125-540	ESS4-15-300
0384-2041	Journeyman II – EDGE Series	315FC	CA 2460	(W) 2	1-1-101	-	ESS4-125-540	ESS4-15-510
0385-0531	Journeyman II – EDGE Series	315FC	CA 2460	(W) 2	1-1-101	-	ESS4-125-992	ESS4-15-993
0384-2050	Contender – EDGE Series	315FC	CA 2460	-	1-1-101	6-MFA	ESS3-125-540	ESS3-15-510
0384-2051	Contender – EDGE Series	315FC	CA 2460	-	1-1-101	6-MFA	ESS3-125-540	ESS3-15-300
0384-2052	Contender AF – EDGE Series	315FC	CA 2460	-	1-1-GPN	8-55	ESS3-125-540	ESS3-40-510LP
0384-2045	Performer – EDGE Series	100FC	CA 1350	(W-1) 0	0-3-101	4-MFA-1	ESS3-125-540	ESS3-15-510
0384-2046	Performer – EDGE Series	100FC	CA 1350	(W-1) 0	0-3-101	4-MFA-1	ESS3-125-540	ESS3-15-300
0384-2060	Cutter Select ST 2600FC – EDGE Series	ST 2600FC 21" 90°	-	-	-	-	ESS4-125-540	ESS4-15-510
0384-2061	Cutter Select ST 2600FC – EDGE Series	ST 2600FC 21" 90°	-	-	-	-	ESS4-125-540	ESS4-15-300
0384-2062	Cutter Select ST 2600FC – EDGE Series	ST 2600FC 21" 90°	-	-	-	-	ESS4-125-540	ESS4-40-510LP

Innovative NEW EDGE™ Series Regulators Offer Safety and Advanced Design

Victor® has been the leader in gas equipment for close to a century, and its tradition of unparalleled safety remains a cornerstone of the brand today. With the Victor EDGE Series Regulators, Victor continues to offer the safest, most reliable and highest quality gas control technology, giving you more value for your purchase. In addition, standardized designs and components throughout the EDGE family greatly simplify regulator service and repair.



All Victor EDGE Regulators are:

Easy to use.

- Easy to read gauges with enhanced graphics
- Color-coded knobs for quick gas identification
- Safer hand/body positioning for adjusting delivery pressure.

Air	Inert Gas
Acetylene	Carbon Dioxide
Oxygen	LPG

Durable and compact.

- The most compact industrial regulators available on the market.
- Forged brass body, stainless steel bolts
- Zinc-aluminum alloy housing cap - nearly twice the yield strength of brass.

Designed for performance.

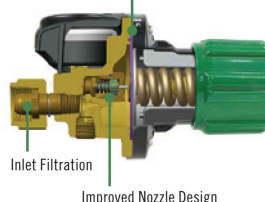
- More consistent flow performance over a wide range of cylinder pressures.

Unmatched for safety.

- The EDGE Series regulators meet or exceed industry standards
- All EDGE regulators feature SLAM™ (Shock Limitation and Absorption Mechanism) technology built into the adjusting knob.
- Passes all CGA E-4 compliance testing, Heated Oxygen Impact Test, and requirements of the UL 252 Standard for Compressed Gas Regulators.



Fabric Reinforced Neoprene Diaphragm




Improved Nozzle Design

Zinc-Aluminum Alloy – Twice the Yield Strength of Brass



Internal Vent System

Color Coded Gas ID Label



Built-In Gauge Guard

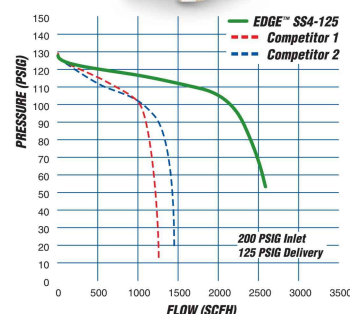
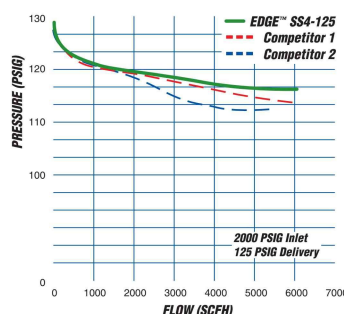
Inlet Filter

Safety Relief Valve

EDGE™ ESS4 Series High Capacity and EDGE ESS3 Series Medium Capacity

The ESS4 Series – the heavy duty, high capacity, single stage design regulator series that set the standard for the complete line of EDGE regulators. Its outstanding flow performance provides better flow control across a full range of cylinder pressures, with exceptional sensitivity and precision in delivery pressure. The ESS3 Series are medium capacity, single stage design regulators with the same safety and design benefits of the ESS4.

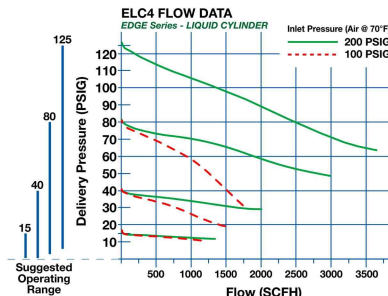
- Forged brass body
- Zinc-Aluminum housing cap
- High impact ABS gauge guard
- Stem type seat mechanism
- External self reseating relief valve in high pressure models
- Sintered inlet filter – nickel plated bronze
- Color-coded SLAM™ impact absorbing safety knob
- Meets or exceeds CGA E-4, UL 252 and ASTM G-175 Promoted Ignition Test



EDGE™ ELC4 Liquid Cylinder Regulator Series

The ELC4 Series brings the innovative features of the EDGE regulator to liquid cylinder use. This regulator is optimally designed to work with the vaporized gas from a liquid vessel and will perform much better than a standard cylinder regulator.

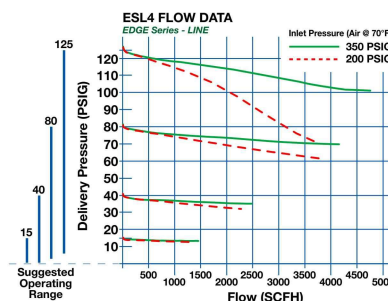
- Forged brass body
- High strength Zinc-Aluminum housing cap
- Stainless diaphragm
- Rear entry design
- 2.5" gauge with updated artwork
- Color-coded SLAM impact absorbing safety knob
- Meets or exceeds CGA E-4 and UL 252 industry standards



EDGE ESL4 Pipeline—Line Regulator Series

Designed for gas distribution/pipeline systems, the ESL4 line regulator improves upon previous Victor® regulators with added EDGE benefits including the ergonomic, color coded adjusting knob and updated gauges.

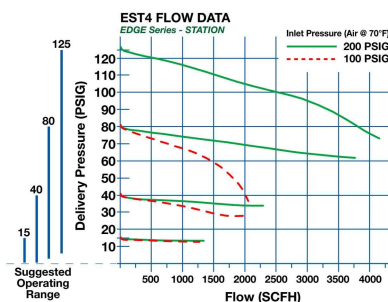
- 4 port forged brass body
- High strength Zinc-Aluminum housing cap
- 2.5" gauge with updated artwork
- Color-coded SLAM™ impact absorbing safety knob
- For inlet pressures up to 350 psig (3000 psig for Oxygen and Inerts)
- Meets or exceeds CGA E-4 and UL 252 industry standards



EDGE EST4 Pipeline—Station Regulator Series

Ideal for weld station use and other gas distribution applications, the EST4 station regulator is fitted with the appropriate station style CGA connections for use with oxygen, inert or fuel gases. Along with the color coded adjusting knob and new gauges, this regulator not only improves productivity but looks good doing it.

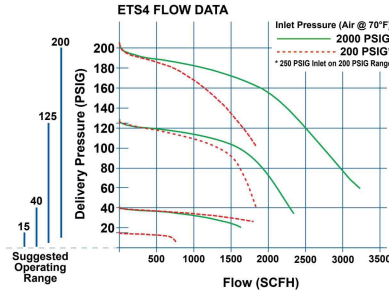
- 4 port forged brass body
- High strength Zinc-Aluminum housing cap
- 2.5" gauge with updated artwork
- Color-coded SLAM impact absorbing safety knob
- For inlet pressures up to 200 psig
- Side entry and rear entry inlet versions available
- Meets or exceeds CGA E-4 and UL 252 industry standards



EDGE™ ETS4 Dual-Stage Regulator Series

Designed for applications requiring precise and constant outlet pressure, the ETS4 provides the same features as the EDGE ESS4 and ESS3 in a dual stage variant.

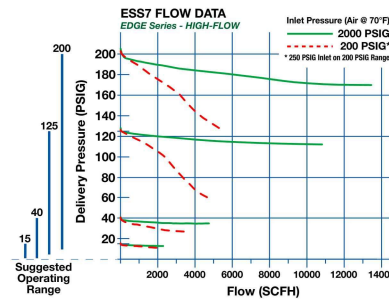
- Replaces the VTS 450 regulators
- Forged brass body
- High strength Zinc-Aluminum house cap
- High impact ABS gauge guard
- Stem type seat mechanism
- External self reseating relief valve in high pressure models
- Color-coded SLAM impact absorbing safety knob



EDGE ESS7 High Flow Regulator Series

Developed specifically for high flow applications such as heavy cutting, the ESS7 High Flow regulator really delivers superior performance, safety and ease of use. This model also provides even more consistent flow performance over the SR 700 that it replaces.

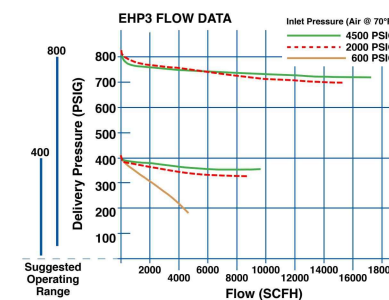
- Replaces SR 700 series
- Forged brass body
- High strength Zinc-Aluminum housing cap
- 2.5" gauge with updated artwork
- Color-coded SLAM impact absorbing safety knob
- **Meets or exceeds CGA E-4, UL 252 and ASTM Promoted Ignition Test**



EDGE EHP3 High Pressure Regulator Series

Developed specifically for applications which require higher deliver pressure (400 or 800 PSIG maximum) Provides even higher deliver capability than the SR 600 that it replaces.

- Replaces SR 600 series
- Forged brass body
- High strength Zinc-Aluminum house cap
- High impact ABS gauge guard
- Color-coded SLAM impact absorbing safety knob

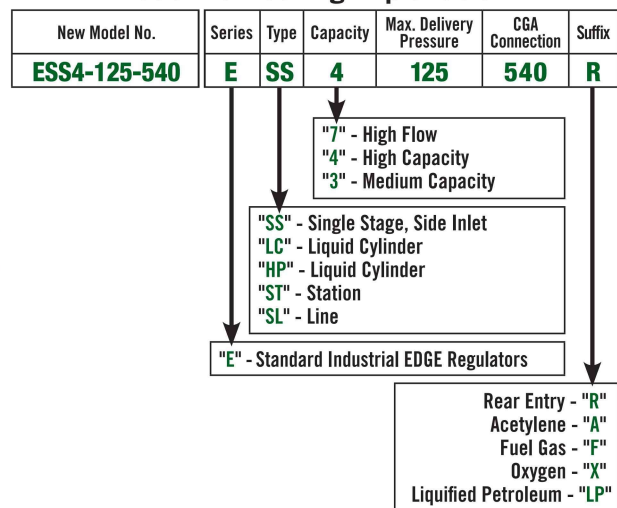


EDGE™ Series Regulators Ordering Information

ESS7 High Capacity EDGE Series Regulators		
Part No.	Model No.	Gas Type
0781-5184	ESS7-200-346	Air
0781-5187	ESS7-15-510	Acetylene
0781-5186	ESS7-200-350	Hydrogen/Methane
0781-5181	ESS7-125-540	Oxygen
0781-5183	ESS7-200-540	Oxygen
0781-5220	ESS7-200-992	Oxygen
0781-5182	ESS7-125-580	Inert (Nitrogen, Argon, Helium)
0781-5185	ESS7-200-580	Inert (Nitrogen, Argon, Helium)
0781-5188	ESS7-125-510LP	LP Gas
ESS4 Heavy Capacity EDGE Series Regulators		
Part No.	Model No.	Gas Type
0781-5142	ESS4-125-346	Air
0781-5145	ESS4-200-346	Air
0781-5133	ESS4-15-300	Acetylene
0781-5140	ESS4-15-410	Acetylene
0781-5132	ESS4-15-510	Acetylene
0781-5134	ESS4-15-993	Acetylene
0781-5159	ESS4-15-510	Acetylene (longer swivel)
0781-5137	ESS4-125-350	Hydrogen/Methane
0781-5138	ESS4-200-350	Hydrogen/Methane
0781-5154	ESS4-40-540	Oxygen
0781-5130	ESS4-125-296	Industrial Oxidizing Mixtures
0781-5127	ESS4-125-540	Oxygen
0781-5128	ESS4-125-992	British Oxygen
0781-5131	ESS4-200-540	Oxygen
0781-5155	ESS4-200-992	British Oxygen
0781-5143	ESS4-125-580	Inert (Nitrogen, Argon, Helium)
0781-5144	ESS4-200-580	Inert (Nitrogen, Argon, Helium)
0781-5146	ESS4-125-590	Industrial Air
0781-5147	ESS4-200-320	Carbon Dioxide
0781-5135	ESS4-40-510LP	LP Gas (longer swivel)
0781-5136	ESS4-125-510LP	LP Gas (longer swivel)
ESS3 Medium Capacity EDGE Series Regulators		
Part No.	Model No.	Gas Type
0781-5115	ESS3-125-346	Air
0781-5106	ESS3-15-300	Acetylene
0781-5105	ESS3-15-510	Acetylene
0781-5110	ESS3-40-350	Hydrogen/Methane
0781-5111	ESS3-125-350	Hydrogen/Methane
0781-5100	ESS3-125-540	Oxygen
0781-5122	ESS3-40-580	Inert (Nitrogen, Argon, Helium)
0781-5116	ESS3-125-580	Inert (Nitrogen, Argon, Helium)
0781-5121	ESS3-125-320	Carbon Dioxide
0781-5108	ESS3-40-510LP	LP Gas
0781-5109	ESS3-125-510LP	LP Gas
ESS3 FG Medium Capacity EDGE Series—Flow Gauges		
Part No.	Model No.	Gas Type
0781-5120	ESS3-FG-580	Argon
0781-5119	ESS3-FG-320	Carbon Dioxide

ELC4 EDGE Series Liquid Cylinder Regulators		
Part No.	Model No.	Gas Type
0781-5199	ELC4-125-540R	Oxygen
0781-5201	ELC4-125-320R	Carbon Dioxide
0781-5200	ELC4-125-580R	Inert (Nitrogen, Argon, Helium)
0781-5202	ELC4-325-580R	Inert (Nitrogen, Argon, Helium)
EST4 EDGE Series Pipeline—Station Regulators		
Part No.	Model No.	Gas Type
0781-5194	EST4-15-025	Acetylene
0781-5209	EST4-15-025R	Acetylene
0781-5195	EST4-80-025	Hyd, Meth, Nat Gas, LP Gas
0781-5212	EST4-80-025R	Hyd, Meth, Nat Gas, LP Gas
0781-5196	EST4-125-025	Hyd, Meth, Nat Gas, LP Gas
0781-5213	EST4-125-025R	Hyd, Meth, Nat Gas, LP Gas
0781-5191	EST4-40-024	Oxygen
0781-5204	EST4-40-024R	Oxygen
0781-5192	EST4-80-024	Oxygen
0781-5205	EST4-80-024R	Oxygen
0781-5193	EST4-125-024	Oxygen
0781-5206	EST4-125-024R	Oxygen
0781-5189	EST4-125-034	Inert (Nitrogen, Argon, Helium)
0781-5207	EST4-125-034R	Inert (Nitrogen, Argon, Helium)
ESL4 EDGE Series Pipeline—Line Regulators		
Part No.	Model No.	Gas Type
0781-5208	ESL4-15-250A	Acetylene
0781-5210	ESL4-80-250F	Hyd, Meth, Nat Gas, LP Gas
0781-5211	ESL4-125-250F	Hyd, Meth, Nat Gas, LP Gas
0781-5214	ESL4-125-250X	Oxygen
0781-5190	ESL4-125-250	Air, CO ₂ , N ₂ O, Inert Gas
EHP3 EDGE High Pressure Series Regulators		
Part No.	Model No.	Gas Type
0781-5167	EHP3-400-580	Inert Gas
0781-5168	EHP3-400-680	Nitrogen up to 5500 PSIG
0781-5169	EHP3-400-347	Air up to 5500 PSIG
0781-5170	EHP3-800-540	Oxygen
0781-5171	EHP3-800-580	Inert Gas
0781-5174	EHP3-800-680	Nitrogen up to 5500 PSIG

Model Numbering Explanation



INNOVATION TO SHAPE THE WORLD™

U.S. Customer Care: 800-426-1888 • Canada Customer Care: 905-827-4515 • International Customer Care: 940-381-1212