

Big Blue® 800 Series

Diesel Engine-Driven Welder 

Quick Specs



Heavy Industrial Applications

Pipe welding
Maintenance and repair rigs
Mechanical contractor
Construction
Mining maintenance
Railroad maintenance

Processes

Stick (SMAW)
MIG (GMAW)*
Flux-cored (FCAW)*
RMD[®]**
Pulsed MIG (GMAW-P)**
DC TIG (GTAW)
Submerged arc (SAW)
Stud welding — 1/2 inch (13 mm)
Air carbon arc (CAC-A)
1/2-inch (13 mm) carbons
Air plasma cutting and gouging with optional Spectrum[®] models

Output Range

Single weld mode CC: 40–800 A, CV: 15–50 V
Dual weld mode CC: 20–400 A, CV: 15–50 V

Auxiliary Output Rated at 104°F (40°C)

3-phase 27,000 watts peak,
20,000 watts continuous
1-phase 15,000 watts peak,
12,000 watts continuous


*With wire feeder. **With ArcReach Smart Feeder.

The most powerful lineup of diesel engine-driven welders in the industry.

The Big Blue 800 Series offers 800 amps of weld power and 27,000 watts of peak auxiliary power and is ideal for dual-operator applications on labor intensive jobsites, or jobsites with limited space.

USA models shown are



 **Heavy-duty low-speed T4F and T4i industrial diesel engines.**
The cleanest, greenest diesel power available. Utilizes diesel oxidation catalyst (DOC) technology in T4F models to keep the air clean with **NO** exhaust aftertreatment maintenance.

WIRELESS INTERFACE CONTROL



Full control of your machine in the palm of your hand. See page 3.

 **Optimized arc control for stick welding applications.**
See page 3.

ArcReach

Parameter control at the wire feeder or pendant without needing a control cord. See page 3.



Big Blue® 800 Duo Pro
Multioperator work platform delivers two premium arcs (up to 400 amps each) allowing welding operators to work independently with no arc interaction.

Big Blue® 800 Duo Air Pak™
All-in-one engine-driven welder eliminates the need for an auxiliary air compressor. The industrial Ingersoll Rand screw-type air compressor is ideal for gouging and running pneumatic tools.



Engine-driven welder is warrantied for three years, parts and labor.
Engine is warrantied separately by engine manufacturer.
Air compressor is warrantied separately by Ingersoll Rand.



Miller Electric Mfg. LLC
An ITW Welding Company
1635 West Spencer Street
P.O. Box 1079
Appleton, WI 54912-1079 USA

Equipment Sales US and Canada
Phone: 866-931-9730
International Phone: 920-735-4554

MillerWelds.com





Big Blue® 800 Series Features

Digital meters with SunVision™ technology enable welding parameters to be viewed with greater clarity than analog meters — at virtually any angle. Meters can be seen clearly even in direct sunlight.

Standard 14-pin receptacle with Auto-Remote Sense™ for simple connection of remote controls and wire feeders.

Vandalism lockout. Lockable hinged steel panels cover and protect name plate, gauges and ignition switch (padlock included).

Simple paralleling switch makes switching from a single operator to dual operators a breeze. Weld up to 400 amps per side when set up in dual-operator mode, or up to 800 amps in single-operator mode.



Ingersoll Rand ultra-reliable industrial rotary screw compressor (Air Pak™ models only). 30,000-hour life expectancy. Independent on/off control for applications not requiring compressed air — allows greater fuel savings and longer compressor service intervals.



Big Blue 800 Duo Pro USA model shown



Arc control is beneficial when welding with stick and solid wires for easier fine-tuning of tough-to-weld materials and out-of-position applications.

Electronic engine display simultaneously displays fuel level, engine hours, coolant temperature, oil pressure, battery volts, engine rpm, and air pressure. It also tracks oil change intervals, compressor hours, and displays engine diagnostics for quick and easy servicing.



20,000 watts of pure auxiliary power. Plug in an extra Miller® inverter-based power source for a second welding arc.

Industrial USB port. Quickly upload the latest software and download machine log files.



HD powder coat with zinc-rich primer protects sheet metal from rust and corrosion.

Standard features include ArcReach® technology, digital preset weld meters, automatic idle, 120-volt block heater and Dynamic DIG™.

Welder Truck Specific Models

The Big Blue 800 Duo Air Pak (USA model only) is available in welder truck specific models, which have the critical controls and side A controls located within easy reach of a ground-based operator when the machine is mounted on the bed of a large-body truck. This version also includes standard hardware upgrades including ArcReach® remote control technology, air cleaner restriction indicators, FA-1D lockable flame arrestor fuel cap **043947** and spark arrestor **195012**. The rear-mounted desiccant air dryer system **195117001** is available as a field installation option.



The lower control panel has the following controls: air compressor on/off switch and engine control switch.

Pair any Miller® ArcReach accessory for complete remote control of welding processes and parameters right at the weld joint.

Big Blue® 800 Series Technologies

Dynamic DIG™ technology



Ultra-adaptive arc control. Unlike conventional DIG that provides a preset amount of short-clearing current, Miller-exclusive Dynamic DIG technology works on a time-based algorithm to optimize metal

deposition. Dynamic DIG provides independent control of the fluidity of the weld puddle (arc control) and the drive of the arc (DIG range). This delivers a tailorable and user-friendly arc to match the application, material, fit-up and welder technique.

ArcReach® technology



Parameter control at the wire feeder or pendant without needing a control cord.

An ArcReach system allows you to change weld settings from your ArcReach feeder or stick/TIG remote, saving a trip to the power supply. ArcReach technology uses the existing weld cable to communicate welding control information between the feeder or stick/TIG remote and the power source. This technology eliminates the need for control cords, and their associated problems and costs.

ArcReach-equipped power sources work with non-ArcReach accessories; however the ArcReach benefit is only realized with the complete ArcReach system. This includes an ArcReach-equipped machine and one or more of the following accessories:

- ArcReach SuitCase feeder
- ArcReach Smart Feeder
- ArcReach Stick/TIG Remote

See pages 6 and 7 for more information.

Wireless interface control (option)



Work hassle-free with full engine-driven welder control in the palm of your hand.

With wireless interface control, you can remotely switch between welding processes, adjust parameters, select and save preset programs, turn the machine and air compressor on/off, get service reminders and more from wherever you are on the jobsite — for a more productive day.

Extend time between fill ups and maintenance intervals while eliminating the need to go back to your machine or climb into the truck to make adjustments.

Wireless interface control is a factory-installed option available on the Big Blue 800 Series. Big Blue 800 Duo Series machines include two remote pendants so both operators have full control of their processes and parameters.

VIEW STATUS

View engine status, fuel level, battery charge level of remote and air compressor on/off.

SELECT PROCESSES

View and select between all available processes.

CONTACTOR ON/OFF

Turn contactor on/off manually in remote welding mode.

ENGINE ON/OFF

Turn engine on/off with remote.



CUSTOM PROGRAMS

Save custom presets in up to four programs and easily switch between pre-programmed settings.

FINE-TUNE ARC

Quickly adjust and save arc control settings including DIG, DIG range inductance and Auto-Stop™.

AMP/VOLT ADJUST

Adjust amperage or voltage, by increments or percentage while welding.

Big Blue® 800 Series Benefits

Easily update technology



With the industrial USB port, you can easily upload the latest software and download machine log files to retrieve in-depth information from your machine such as diagnostics and statistics.

Visit MillerWelds.com/support to download the latest software updates.

Multi-arc welding



Multiprocess welding has never been easier or more versatile. One dependable engine, two independent arcs with up to 400 amps each. Or plug in additional inverters for a true multiprocess work platform. For example, you can add two XMT® multiprocess machines to allow four

operators to weld with up to 200 amps each. Premium quality arcs allow operators to work independently with no arc interaction.

More arcs provide better fuel economy, improve efficiency and increase profits. You can save about 34 percent with a dual-operator unit versus two single-operator units.

Jobsite safety



Reduce the need to walk back to or climb into the truck bed to make process and parameter changes, or turn your machine on/off. ArcReach® technology provides

parameter control at the wire feeder or stick/TIG remote and optional wireless interface control provides full front panel control in the palm of your hand, so you can lower the risk of encountering potential jobsite hazards.

Specifications (Subject to change without notice.)



| Weld Mode/ Process | Output Mode | Weld Output Range | Weld Output at 100% Duty Cycle Rated at 104°F (40°C) | Max. Open-Circuit Voltage | Auxiliary Power Output Rated at 104°F (40°C) ⁴ | Dimensions | Net Weight |
|--------------------|-------------------------|-------------------|---|-------------------------------|--|--|---|
| CC/DC (Stick/TIG) | Separate (dual outputs) | 20–400 A | 400 A at 36 V ¹ (each side) | 85 VDC 30 VDC ³ | 3-phase: 27,000 watts peak 20,000 watts continuous 1-phase: 15,000 watts peak 12,000 watts continuous | H: 46 in. (1,168 mm) W: 28.5 in. (724 mm) D: 69.5 in. (1,765 mm) <i>Add 7.5 in. (191 mm) to height for exhaust pipe</i> | Duo Pro 1,869 lb. (847.8 kg) Duo Air Pak 2,095 lb. (968.4 kg) <i>Add 165 lb. (75 kg) when fuel tank is full</i> |
| | Paralleled (combined) | 40–800 A | 700 A at 44 V ¹ 800 A at 38 V 800 A at 36 V ² | | | | |
| CV/DC (MIG/FCAW) | Separate (dual outputs) | 15–50 V | 400 A at 34 V ¹ (each side) | | | | |
| | Paralleled (combined) | 15–50 V | 750 A at 40 V ¹ 800 A at 38 V 800 A at 36 V ² | | | | |

¹Meets NEMA and IEC ratings. ²Big Blue 800X Duo Air Pak. ³Sense voltage for stick and Lift-Arc™ TIG. ⁴Will operate either 60 Hz or 50/60 Hz power tools, lights, etc.

Certified by Canadian Standards Association to both the Canadian and U.S. Standards.

Engine Specifications (Engines warranted separately by the engine manufacturer.)

| | Model | Engine Brand | Features | HP | Type | Engine Speeds | Sound Levels at 23 ft. (7 m) | Capacities | Automatic Engine Shutdown |
|---------------|---------------------------|------------------|--|------|--|------------------------------------|--|---|--|
| USA | Big Blue 800 Duo Pro | Deutz TD2.9 L4 | EPA Tier 4 Final compliant, includes 120 V block heater | 65.7 | Turbo-charged four-cylinder, liquid-cooled industrial diesel | Idle: 1,350 rpm Weld: 1,800 rpm | Idle: 71.3 dB (96.1 Lwa) Weld (800 A load): 78.9 dB (103.7 Lwa) | Fuel: 25 gal. (95 L) Oil: 8.5 qt. (8 L) Coolant: 16 qt. (15.2 L) | Low oil pressure, high coolant temperature, low fuel level |
| | Big Blue 800 Duo Air Pak | | | | | | | | |
| International | Big Blue 800X Duo Air Pak | Deutz TD2011L04w | EPA Tier 4i compliant, includes oil pan and intake manifold heater | 63.4 | | | | Fuel: (95 L) 25 gal. Oil: (10.4 L) 11 qt. Coolant: integrated oil | Low oil pressure, high coolant temperature, low fuel level |

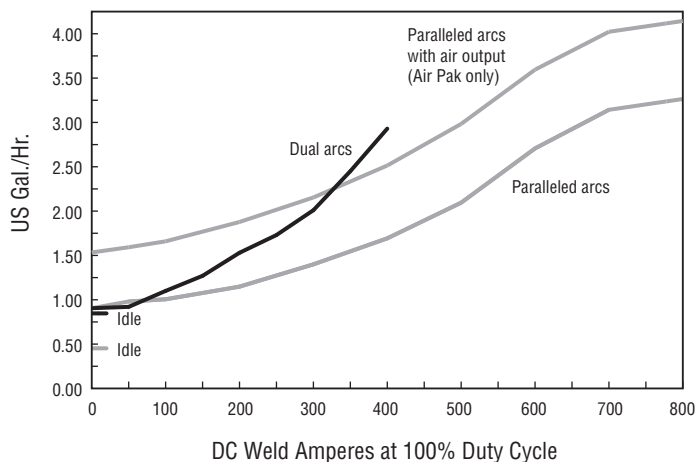
Note: Big Blue models are rated at IP23S.

Air Compressor (Air Pak™ models only. Air compressor warranted separately by Ingersoll Rand.)

| Compressor Brand | Features | Free Air Delivery | Working Pressure Constant | Duty Cycle | Oil Capacity | Automatic Compressor Shutdowns |
|------------------------|---|---|---------------------------|------------|----------------|--------------------------------|
| Ingersoll Rand CE55 G1 | Rotary screw with electric clutch for on/off. Oil change intervals of 500 hours. Life expectancy of 30,000 hours. | Idle: 40 cfm (1.13 m ³ /min.) Run: 60 cfm (1.70 m ³ /min.) | 100 psig (7 bar) | 100% | 4 qt. (3.79 L) | Oil temperature |

Performance Data

Fuel Consumption Curve



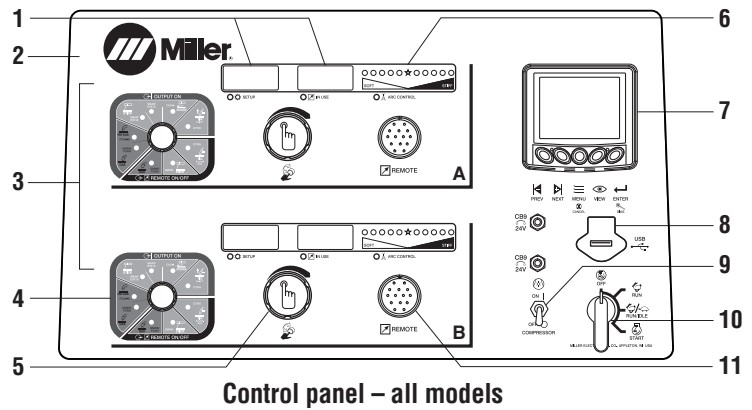
Simultaneous Welding And Power

| Weld Amperes | Total Aux. Power Available (Watts) | |
|----------------|------------------------------------|----------------|
| | 1-Phase* | - or - 3-Phase |
| No Weld Output | 16,000 | 20,000 |
| 200 A at 28 V | 16,000 | 20,000 |
| 300 A at 32 V | 16,000 | 20,000 |
| 400 A at 36 V | 16,000 | 18,000 |
| 500 A at 40 V | 14,000 | 12,500 |
| 600 A at 40 V | 10,500 | 8,700 |
| 700 A at 44 V | 6,500 | 0 |
| 800 A at 44 V | 4,000 | 0 |

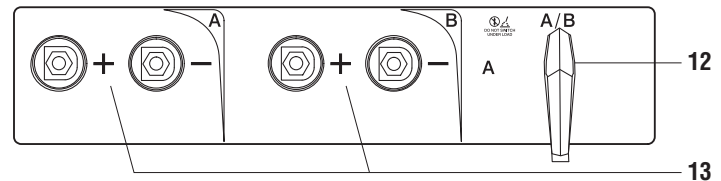
*Single-phase listings include 4,000 watts from the exciter stator.

Function Guide

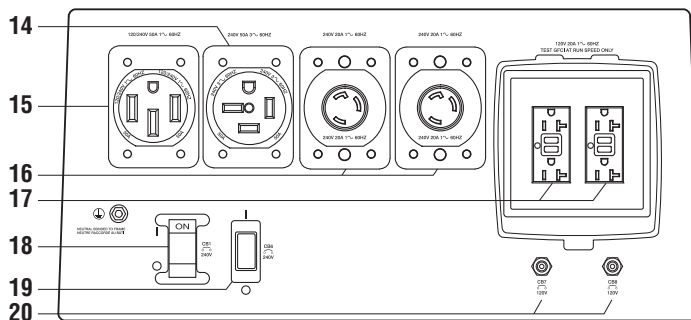
1. **Self-calibrating digital weld meters with fault code indication** display preset or actual weld parameters.
2. **Weatherproof Lexan® nameplate** is super durable and resists cracking and fading.
3. **Operator controls.** Independent controls for multi-arc welding. “A” controls are for single operator and “B” controls are for a second operator.
4. **Weld process selection switch**
5. **Pushbutton main control knob** used for adjusting amperage/voltage, adjusting arc control, and accessing the service menu.
6. **Adjustable fine arc settings** adjusts arc control when in stick processes or inductance when in CV/wire processes to change the weld puddle fluidity. In TIG, Auto-Stop adjusts the arc length at which the arc will terminate. The fine settings assist the operator to get a more tailored arc for their application.
7. **Electronic engine display** can display fuel level, engine hours, coolant temperature, oil pressure, battery volts, engine rpm, air pressure, and compressor hours simultaneously or one at a time. Also tracks oil change intervals and displays engine diagnostics for service technicians.
8. **USB port** allows software updates from a USB drive. A summary file of recorded data from the unit will be saved to a USB drive that is inserted.
9. **Air compressor on/off switch (Air Pak™ models only)**
10. **Engine control switch** is used to start engine and then select between auto idle and high speed lock. Glow plug operation is controlled by the engine control module and automatically occurs as needed by ambient conditions.
11. **Standard 14-pin receptacle** for simple connection of remote controls and wire feeders. Includes **Auto Remote Sense™** which automatically switches from panel to remote amperage/voltage (A/V) control with remote connected. Eliminates confusion of a panel/remote switch.
12. **Separate/parallel switch.** Use switch to select single operator mode (A) or dual operator mode (A/B).
13. **Weld output terminals**



Control panel – all models

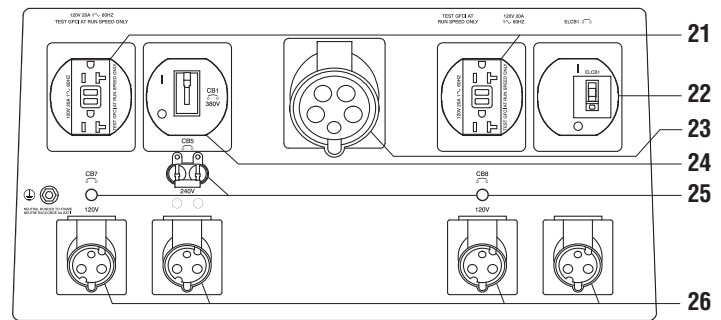


Terminal panel – all models



Receptacles and circuit breakers – USA models

14. **50 A, 240 V, three-phase receptacle**
Note: For matching plug, order 254140.
15. **50 A, 120/240 V receptacle** *Note: For matching plug, order 119172.*
16. **20 A, 240 V receptacles**
17. **20 A, 120 V receptacles with ground fault**
18. **50 A circuit breaker**
19. **20 A, 240 V circuit breaker**
20. **20 A, 120 V circuit breakers**



Receptacles and circuit breakers – International models

21. **20 A, 120 V receptacles with ground fault**
22. **240 V earth leakage circuit breaker**
23. **32 A, 400 V three-phase receptacle**
Note: For matching plug, order 255421.
24. **30 A, three-phase circuit breaker**
25. **120 and 240 V circuit breakers**
26. **16 A, 120/240 V receptacles**
Note: For matching plugs, order 255419 for 120 V and 255416 for 240 V.

Genuine Miller® Accessories

Wireless Interface Control Replacement Kit

288137 Field
Replacement kit for wireless interface control machines. NOT compatible with machines that are not equipped with wireless interface control. Includes replacement remote, magnetic lanyard, USB charger, 110-volt adapter, and two screen protectors.

Wireless Interface Control Protective Covers

287594 Field
Five-pack of screen protectors for wireless interface control remote.



Desiccant Air Dryer System

195117 Side mount
195117001 Rear mount
For Air Pak™ models only. A regenerating inline air dryer system that eliminates moisture in the air stream to prevent air tool freeze-ups in cold climates. Internal thermostat and heating elements ensure good air quality in all climates. The system can be mounted on the side or on the rear of the machine to meet your installation requirements.

Full KVA Adapter Cord 300517 Field
NEMA 14-50P to NEMA 6-50R. Adapts engine drive 120/240 V plug to common Millermatic® and Spectrum® 240 V plug.



Full KVA Plug Kit Field
119172 1-phase, 120/240 V, 50 A plug (NEMA 14-50P)
254140 3-phase, 240 V, 50 A plug (NEMA 15-50P)



International Plugs Field
255416 1-phase, 240 V, 16 A plug
255421 3-phase, 400 V, 32 A plug

Engine Filter Kits


262459 For USA models
246988 For International models
Includes all filters required for proper engine maintenance. Oil filter, primary and secondary fuel filter, and primary air filter.

Compressor Kit

279121 Field
For Air Pak models only. Includes oil and all filters required for proper compressor maintenance. Oil filter, air filter and coalescing filter.



FA-1D Lockable Flame Arrestor Fuel Cap 043947 Field
Fuel cap can be padlocked to prevent vandalism. A built-in flame arrestor prevents flames or sparks from entering the fuel tank.



Spark Arrestor Kit

195012 Field
Prevents particles from leaving the muffler that could potentially start a fire. Mandatory when operating on California grasslands, brush, or forest-covered land, and in all national forests. For other areas, check your state and local laws. Meets U.S. Forest Service standard 5100-1B.

Remote Output Panel Kit

951850 Field
If your engine-driven welder is mounted on a truck, easily locate the outputs at the point of use with the auxiliary power and weld output remote panel. See literature AY/20.5.



Big Blue 500-800 Pro Cold Weather Kit

301482 Field
Adjustable, steel-hinged cover for operating in extremely cold conditions.



Protective Cover

301113 Field
Blue water-resistant canvas cover resists stains and mildew, and protects the finish of your welder.

Note: Protective cover cannot be used with cable holder.

MIG (GMAW) or Flux-cored (FCAW)



ArcReach® SuitCase® 8

951726001 With Bernard® BTB Gun 300 A
951727 With Bernard® S-Gun™
951728 With Bernard® Dura-Flux™ gun

ArcReach® SuitCase® 12

951729001 With Bernard® BTB Gun 300 A
951730 With Bernard® S-Gun™
951731 With Bernard® Dura-Flux™ gun

ArcReach® SuitCase® 12 Heavy Duty

301604 Feeder only — for 3/32-inch cored wire
Portable feeder designed to run off of arc voltage. When paired with an ArcReach power source, provides remote control of the power source without a control cord — saving time and money. See literature M/6.55.



ArcReach® Smart Feeder

951733
For use with ArcReach models only (see page 3 for more information).
Includes drive rolls and Bernard® PipeWorx 300-15 MIG gun. For MIG, FCAW, and advanced RMD® and pulse processes. See literature M/6.55



SuitCase® 12RC

Wire Feeder

951580001
Lightweight and flexible enough to run wires up to .062-inch diameter. Includes remote voltage control, drive roll kit and Bernard® BTB Gun 300 A. See literature M/6.5.

MIG (GMAW)/Flux-cored (FCAW) Guns

See Bernard® literature SP-BTB for BTB air-cooled MIG guns, and SP-DF for Dura-Flux™ self-shielded flux-cored guns.



Spoolmatic® 30A

Spool Gun

130831
Air-cooled, 200-amp, spool gun for

aluminum and stainless MIG. See literature M/1.73. Requires WC-24 Control **137549**.

XR™ Wire Feeders and Guns

Push-pull system designed to handle difficult-to-feed soft alloy wires such as aluminum. See literature DC/34.0 and M/1.71 through M/1.74.

TIG (GTAW) Welding



Dynasty® 210 Series

For portable AC/DC TIG. See literature AD/4.81.

Genuine Miller® Accessories (Continued)

Plasma Cutting



Spectrum 375 X-TREME and 625 X-TREME shown.

Spectrum® 375 X-TREME™ 907529

See literature PC/9.2.

Spectrum® 625 X-TREME™ 907579

See literature PC/9.6.

Spectrum® 875 907583

See literature PC/9.8.

The Spectrum 375 X-TREME and 625 X-TREME come complete with protective X-CASE™ (not shown).

Stick/TIG Remote Controls



ArcReach® Stick/TIG Remote 301325

When paired with an ArcReach power source, provides remote control of the power source without a cord — saving time and money. See literature AY/14.5.



Wireless Remote Hand Control 301582

For remote current, voltage and contactor control. Receiver plugs directly into the 14-pin receptacle of Miller machine. 300-foot (91.4 m) operating range.

Wireless antenna kit **300749** is recommended.

Wireless Antenna Kit 300749

Optional when improved reception is desired.



RHC-14 Hand Control 242211020

Miniature hand control for remote current, voltage and contactor control. Dimensions: 4 x 4 x 3.25 inches (102 x 102 x 82 mm). Includes 20-foot (6 m) cord and 14-pin plug.

Extension Cables for 14-Pin Remote Controls or 24 VAC Wire Feeders

242208025 25 ft. (7.6 m)

242208050 50 ft. (15.2 m)

242208080 80 ft. (24.4 m)

Trailers and Hitches (Note: Trailers are shipped unassembled.)



HWY-225 Trailer 301338

A 2,700-pound (1,225 kg) capacity highway trailer with welded steel tubing frame, heavy-duty axle with roller bearing hubs and leaf-spring suspension. Includes jack stand, fenders, lights, and dual hitch with 2-inch (50 mm) ball hitch and 3-inch (76 mm) lunette eye.

Cable Tree 043826

For use with HWY-225. Provides an area to conveniently wrap weld cables and extension cords.



Dual Hitch 301441

For use with HWY-225. 2-inch (50 mm) ball hitch and 3-inch (76 mm) lunette eye in one reversible assembly.

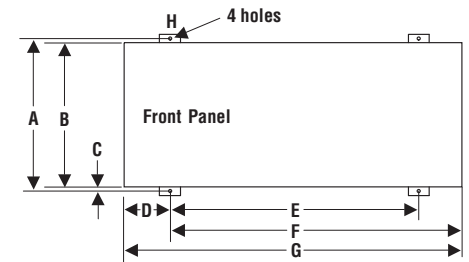


2-In-1 Document/Fire Extinguisher Holder 301236

For use with HWY-225. Stores documents and holds a 5-pound fire extinguisher.

Note: Holder shown mounted on trailer. Fire extinguisher not included.

Mounting Specifications



- A. 29.812 in. (757 mm)
- B. 27.5 in. (699 mm)
- C. 1 in. (25 mm)
- D. 11.625 in. (295 mm)*
- E. 46.375 in. (1,178 mm)*
- F. 58 in. (1,473 mm)*
- G. 69.5 in. (1,765 mm)
- H. .562 in. (14 mm) dia.

Height:

46 in. (1,168 mm) to top of cover
Add 7.5 in. (191 mm) to heights for exhaust pipe
(Exhaust measurement subject to change.)

Width:

28.5 in. (724 mm) (mounting brackets turned in)
30.75 in. (781 mm) (mounting brackets turned out)

*With mounting brackets in center position.
Dimensions vary with location of mounting brackets.

Trailer Specifications (Subject to change without notice.)

| Model | Gross Axle Weight Rating | Gross Vehicle Weight Rating | Net Payload | Height of Bed | Road Clearance | Track (Center to center of tires) | Standard Tires (Standard rating or P-size rating) | Dimensions | Net Weight |
|---------|--------------------------|-----------------------------|----------------------|-----------------|------------------|-----------------------------------|---|---|------------------|
| HWY-225 | 3,500 lb. (1,588 kg) | 2,999 lb. (1,360 kg) | 2,700 lb. (1,225 kg) | 19 in. (483 mm) | 7.5 in. (191 mm) | 50 in. (1,270 mm) | ST175/80R-13 Load Range D | Length: 105.5 in. (2,680 mm) Width: 56.5 in. (1,435 mm)* | 280 lb. (127 kg) |

*Width at outside of fenders.

Ordering Information

| Equipment and Options | Stock No. | Description | Qty. | Price |
|---|---|---|------|-------|
| Big Blue® 800 Duo Pro (USA) EPA Tier 4 Final compliant engine | 907751 | Base model with 240-volt 3-phase power, ArcReach® and vandalism lockout kit | | |
| Big Blue® 800 Duo Air Pak™ (USA) EPA Tier 4 Final compliant engine | 907752 907752001 907752003 907752004 | Base model with 240-volt 3-phase power, ArcReach® and vandalism lockout kit Welder truck specific model with ArcReach®. See page 2 for more information Base model with 240-volt 3-phase power, wireless interface control, ArcReach® and vandalism lockout kit Welder truck specific model with wireless interface control and ArcReach®. See page 2 for more information | | |
| Big Blue® 800X Duo Air Pak™ (Int'l) (NOT available for sale in the USA) | 907763 | International model with EPA Tier 4i compliant engine, 400-volt 3-phase power, ArcReach® and vandalism lockout kit | | |
| Field Accessories | | | | |
| Wireless Interface Control Replacement Kit | 288137 | See page 6 for items included | | |
| Wireless Interface Control Protective Covers | 287594 | Five-pack of screen protectors for wireless interface control remote | | |
| Desiccant Air Dryer System (Air Pak models only) | 195117 195117001 | Side mount Rear mount | | |
| Full KVA Adapter Cord | 300517 | | | |
| Full KVA Plug Kits | | See page 6 | | |
| International Plugs | | See page 6 | | |
| Engine Filter Kits | | See page 6 | | |
| Compressor Kit (Air Pak models only) | 279121 | Includes oil, plus air, oil and coalescing filters | | |
| FA-1D Lockable Flame Arrestor Fuel Cap | 043947 | Padlock NOT included | | |
| Spark Arrestor Kit | 195012 | | | |
| Remote Output Panel Kit | 951850 | For truck-mounted engine-driven welders. Includes auxiliary power and weld output remote panel | | |
| Big Blue 500–800 Pro Cold Weather Kit | 301482 | For use in extreme cold | | |
| Protective Cover | 301113 | Canvas cover — will not fit over machine with cable holder attached | | |
| MIG/Flux-cored Welding | | | | |
| Wire Feeders | | See page 6 | | |
| MIG (GMAW) and Flux-cored (FCAW) Guns | | See Bernard® literature SP-BTB and SP-DF | | |
| Spoolmatic® 30A Spool Gun | 130831 | Requires WC-24 Control. See literature M/1.73 | | |
| WC-24 Control | 137549 | See literature M/1.73 | | |
| XR™ Wire Feeder Control and Guns | | See literature DC/34.0 and M/1.71 through M/1.74 | | |
| TIG Welding | | | | |
| | | See page 6 | | |
| Plasma Cutting | | | | |
| | | See page 7 | | |
| Stick/TIG Remote Controls | | | | |
| ArcReach® Stick/TIG Remote | 301325 | For use with ArcReach models only | | |
| Wireless Remote Hand Control | 301582 | Wireless antenna kit 300749 recommended | | |
| RHC-14 Hand Control | 242211020 | | | |
| Extension Cables | | See page 7 | | |
| Trailers and Hitches | | | | |
| HWY-225 Trailer | 301338 | Trailer with lights, fenders and dual hitch. For highway use | | |
| Cable Tree | 043826 | Trailer-mounted cable holder for HWY-225 | | |
| Dual Hitch | 301441 | Combination 2-inch (50 mm) ball hitch and 3-inch (76 mm) lunette eye in one reversible assembly for HWY-225 | | |
| 2-In-1 Document/Fire Extinguisher Holder | 301236 | Stores documents and holds a 5-pound fire extinguisher for HWY-225 | | |

Date:

Total Quoted Price:

Distributed by:

